


---


# **BONGO VIRTUAL CLASSROOM AND VIDEO ASSIGNMENTS**

STUDENT ENGAGEMENT



# WHAT WE PLAN TO COVER TODAY

- Define the two Bongo Integrations with D2L
- Creating a Virtual Classroom meeting
- Navigate the Virtual Classroom platform
- Introducing Video Assignments
  - Individual Video Assignment
  - Group Video Assignment
  - Q&A Video Assignment
  - Interactive Assignment



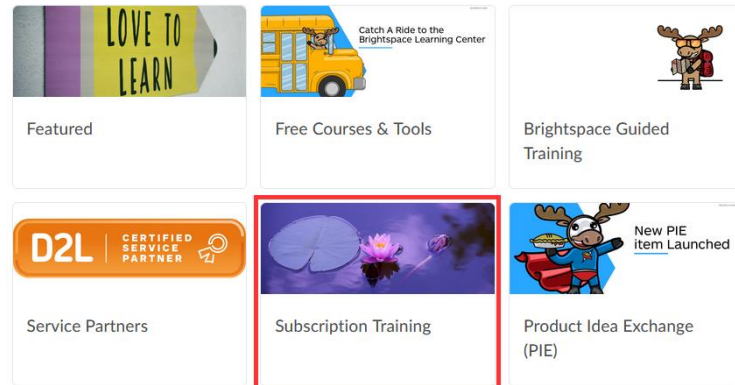
# HELP RESOURCES FOR FACULTY

## Chat with D2L Support 24/7



<https://community.brightspace.com/helpdesk/s/>

## D2L Paid Subscription Training



<https://tl.ssc.edu/tag/subscription-training/>

## SSC Teaching and Learning Center



<https://tl.ssc.edu/calendar>.  
Email: [ssconline@ssc.edu](mailto:ssconline@ssc.edu)  
for one-on-one training

## TWO BONGO INTEGRATIONS WITH D2L

- #1 - Virtual Classroom/Bongo
  - Similar to Zoom
  - Schedule live meetings or lectures with your whole class or individual students
  - Ability to record so students can re-watch
  - Found in the menu bar of each D2L course
- #2 – Video Assignments
  - Not Live – students prepare in their own time
  - Students submit videos or watch and answer pre-set questions
  - Found in modules and not D2L assignments



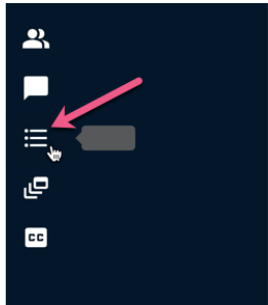
# **DEMO VIRTUAL CLASSROOM**

Handout: <https://tl.ssc.edu/scheduling-a-meeting-and-launching-bongo/>

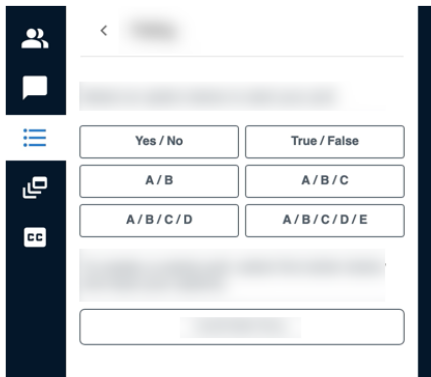
# BONGO POLLING

Create an instant poll on the spot

To start a poll question, click the **Polling** button in the upper left corner.



Choose your preferred poll type from the menu.



Click on a desired option to start the poll. With this option, students are selecting a letter option (sort of like a clicker). The polling question must be verbally asked or placed it in a PowerPoint slide (or whatever document being used).

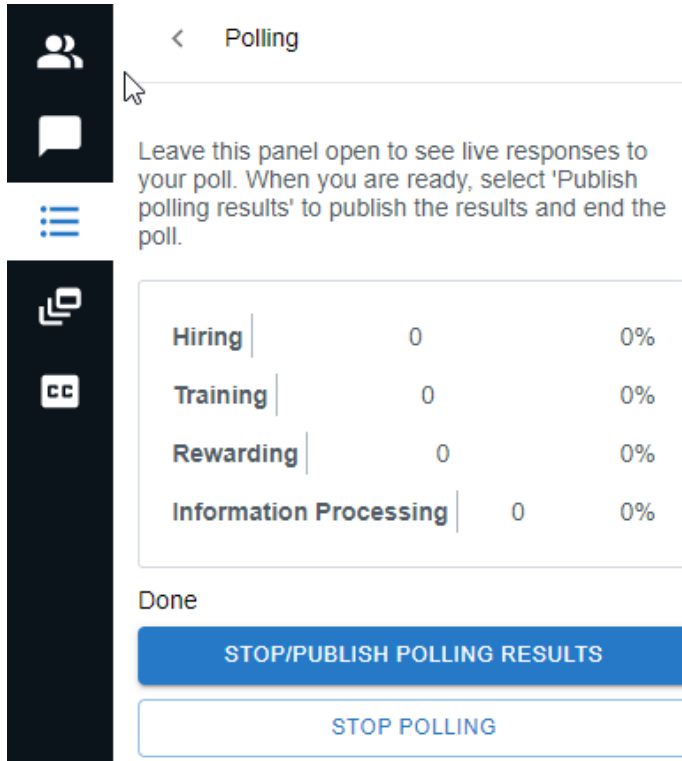
## Example Poll Question

The author of the text cites four key systems that have an impact on organizational design. In your opinion, which one is more significant?

- A) Hiring
- B) Training
- C) Rewarding
- D) Information processing/sharing

# BONGO POLLING

Create an custom poll



The screenshot shows the BONGO Polling interface. At the top, there is a navigation bar with a back arrow and the word "Polling". Below this, there is a vertical sidebar with icons for users, messages, and a menu. The main content area displays a poll with four options: Hiring, Training, Rewarding, and Information Processing. Each option has a count of 0 and a percentage of 0%. At the bottom, there are two buttons: "STOP/PUBLISH POLLING RESULTS" (in blue) and "STOP POLLING" (in white with a blue border).

< Polling

Leave this panel open to see live responses to your poll. When you are ready, select 'Publish polling results' to publish the results and end the poll.

Hiring	0	0%
Training	0	0%
Rewarding	0	0%
Information Processing	0	0%

Done

**STOP/PUBLISH POLLING RESULTS**

STOP POLLING

With this option allows, instructor types in polling answers live during class.

There is not a place to put the question, only answers. So questions must again be presented verbally or with a PowerPoint presentation/other document.

## Example Poll Question

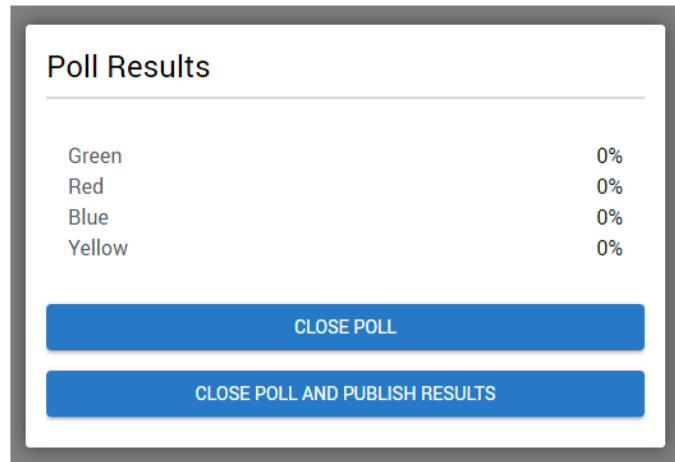
The author of the text cites four key systems that have an impact on organizational design. In your opinion, which one is more significant?

- A) Hiring
- B) Training
- C) Rewarding
- D) Information processing/sharing

# BONGO POLLING

## Poll Results

As soon as you click Create, the participants can start to answer the poll. You can Close Poll or Close Poll and Publish Results



If you choose to publish the results, they will appear on the presentation screen for both you and the participants.

To publish final results, select Close Poll and Publish Results.

Presentation Screen (white box), must be open in order to see results in the lower right hand corner.

A		0		0%
B		0		0%
C		0		0%

Bongo confirmed: There is not a way to download polling results.



## TWO BONGO INTEGRATIONS WITH D2L

- #1 - Virtual Classroom/Bongo
  - Similar to Zoom
  - Schedule live meetings or lectures with your whole class or individual students
  - Ability to record so students can re-watch
  - Found in the menu bar of each D2L course
- #2 – Video Assignments
  - Not Live – students prepare in their own time
  - Students submit videos or watch and answer pre-set questions
  - Found in modules and not D2L assignments



# BONGO VIDEO ASSIGNMENTS

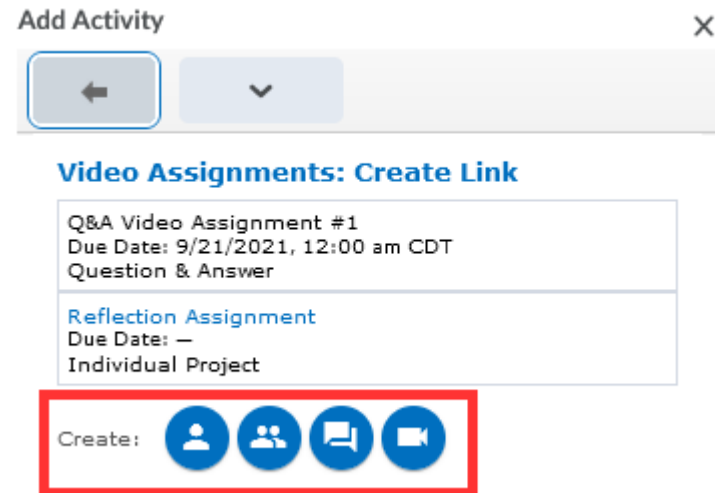
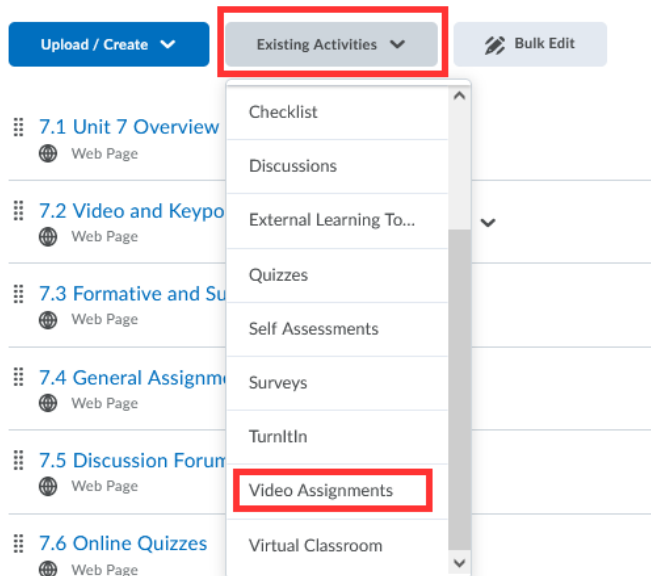
Video Assignments provide an additional resource to increase student engagement by allowing students to record videos as part of an assignment. Four different video assignments include:

- Individual Video Assignment
- Group Video Assignment
- Question and Answer Video Assignment
- Interactive Video Assignment

Video Assignments provide for optional grading. Scores are passed directly to your D2L gradebook.

# BONGO VIDEO ASSIGNMENTS – WHERE TO FIND IN D2L

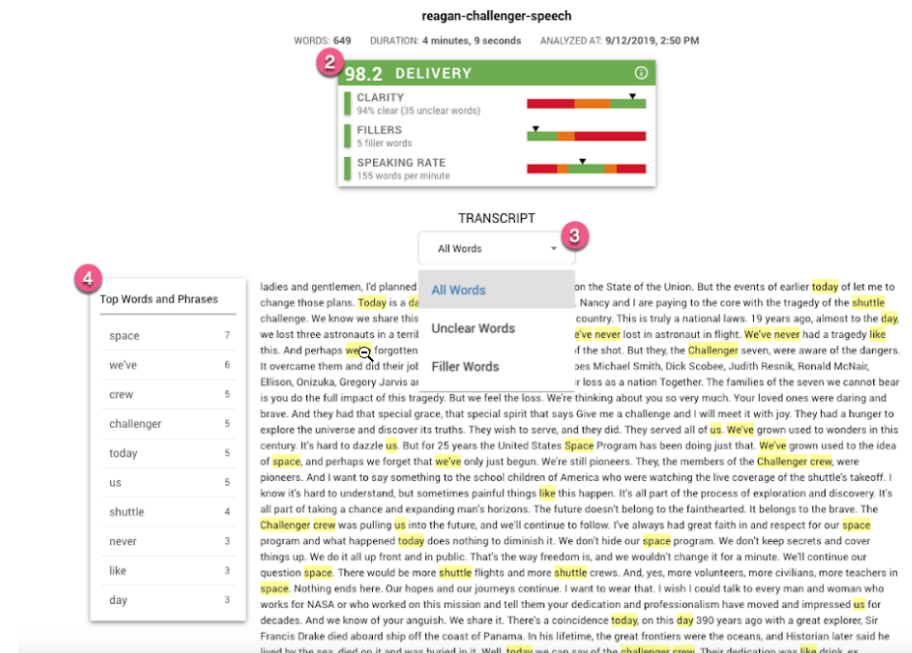
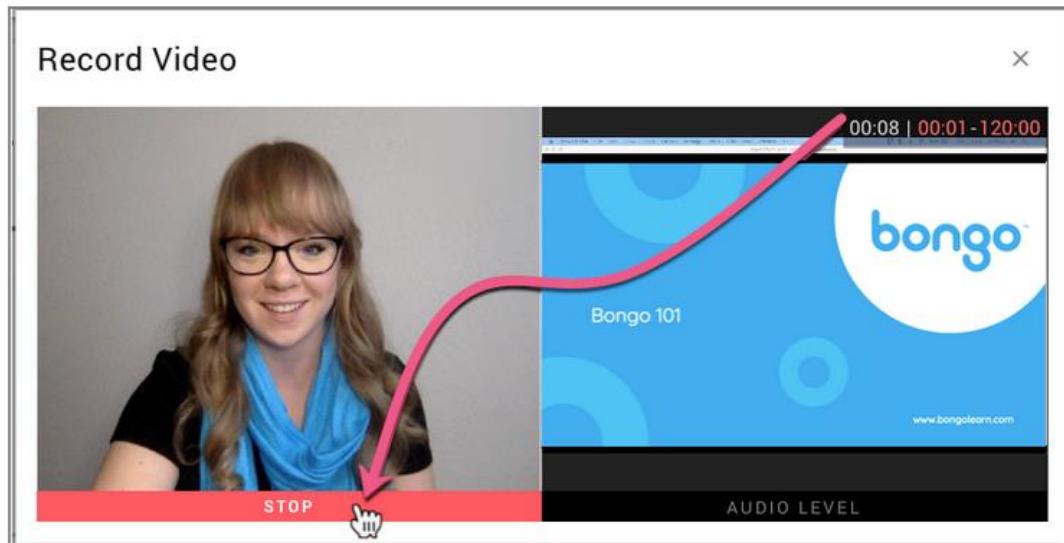
- Bongo Video Assignments are an add-on to D2L
- Video Assignments: go to desired module > Existing Activities



# BONGO INDIVIDUAL VIDEO ASSIGNMENT

- Student records video and PowerPoint
- Can retake and practice
- Minor editing and combining video allowed before submission
- Optional: student peer review and/or self-assessment

- Auto Analysis of Transcript
- Duration, delivery and pace
- Top words and phrases
- Looking for key words? (instructor can set)



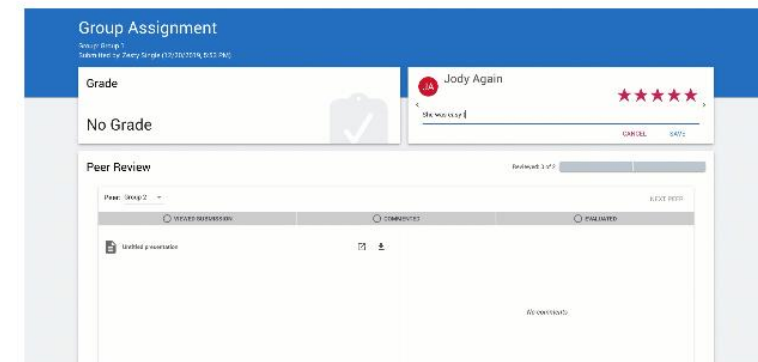
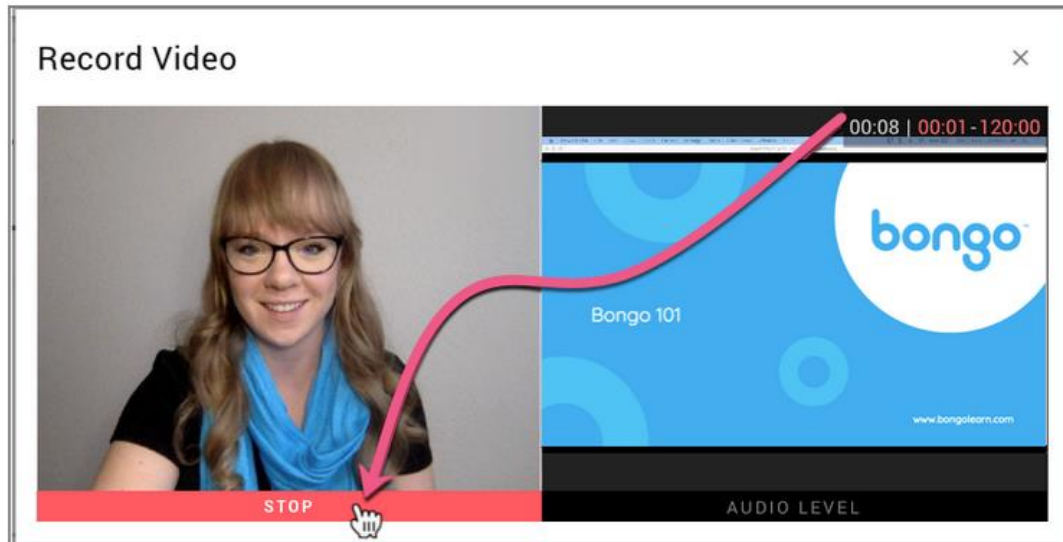
# BONGO GROUP VIDEO ASSIGNMENT

- Similar to individual video assignments
- Use of Bongo to have team meetings
- Creation of milestones and who is responsible
- Add additional project files
- Optional: Anonymously team evaluation

Examples: first meeting scheduled, video submission deadlines, completed visual aids

Milestones			
Description	Due Date	Status	
First Virtual Room	1/31/2018, 12:00:22 AM	✓	⋮
Record Introduction Video	2/15/2018, 3:35:50 PM	○	⋮

If enabled by your instructor, you can anonymously review your group members (via 5-star ratings or rubrics, with the ability to comment).

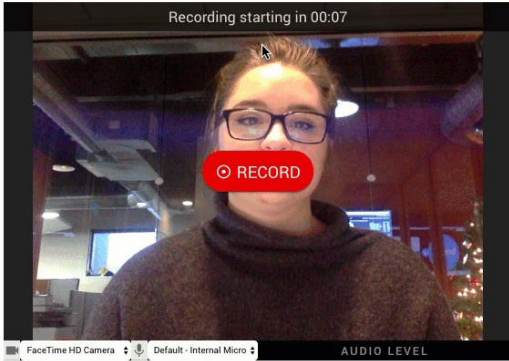


# BONGO Q&A VIDEO ASSIGNMENT

- Instructor provides questions via text
- Students provided timed answer via video
- Optional: Screen share
- Can retake and practice
- Next text question appears

Question 1 of 1 WITHDRAW

Recording starting in 00:07



Please introduce yourself.

Recorded Answers

*There are currently no recorded answers*

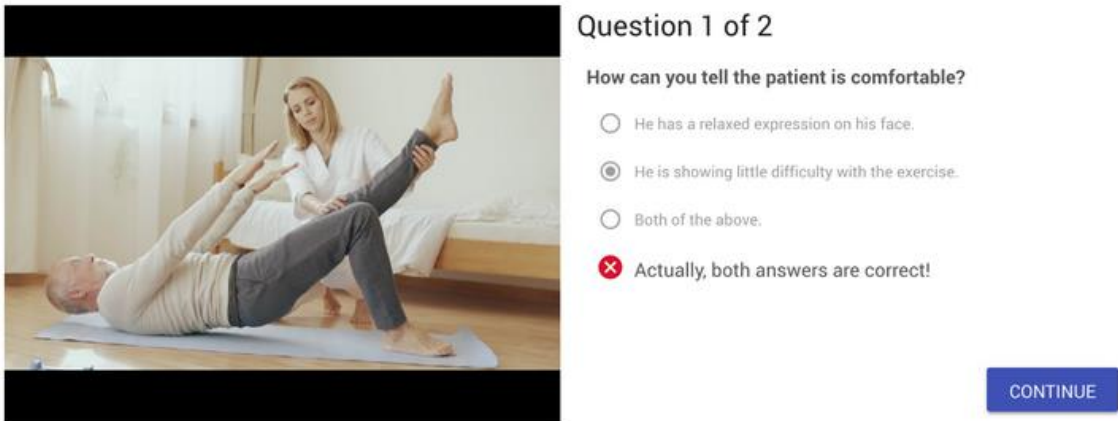
The image shows a video recording interface. At the top, it says 'Question 1 of 1' and 'WITHDRAW' on the right. Below that, a video player shows a student with glasses and a dark turtleneck. A red 'RECORD' button is overlaid on the student's face. Above the video, it says 'Recording starting in 00:07'. Below the video, there are controls for 'FaceTime HD Camera', 'Default - Internal Micro', and 'AUDIO LEVEL'. To the right of the video, the text 'Please introduce yourself.' is displayed. Below the video player, there is a section titled 'Recorded Answers' with the text 'There are currently no recorded answers'.

# BONGO INTERACTIVE VIDEO ASSIGNMENT

- Students watch the video
- Video stops throughout so students can answer multiple choice questions
- Optional: video responses (similar to Q&A)

Depending on the instructor's settings, the multiple choice questions are in 1 of 2 modes:

- 1 **Forced retaking** - Requires you to rewatch the preceding section of the video if you select the incorrect answer.
- 2 **Automatic grading** - Grades any multiple choice question automatically. Video responses are graded manually and incorporated into the final grade.



Question 1 of 2

How can you tell the patient is comfortable?

He has a relaxed expression on his face.

He is showing little difficulty with the exercise.

Both of the above.

Actually, both answers are correct!

CONTINUE



## **BONGO VIDEO ASSIGNMENTS – NEXT STEPS**

Pilot with the Teaching and Learning Staff?

- Create one video assignment in a term
- T&L staff can help set up and provide training to faculty and students
- Perhaps ask students to provide feedback to us on this new feature?