



Because learning changes everything.®

Connect Student Registration

Make the most of Connect

Stay Organized

- Digital Course Planner has all your upcoming Connect assignments in one place and you can customize calendar alerts

Focus On What Matters

- Use Reports to track your performance and your understanding of key concepts

Learn On-the-Go

- Download the free ReadAnywhere app to take your eBook* and SmartBook 2.0* with you – online and offline

* *ReadAnywhere supports newer eBooks and SmartBook 2.0. May not be available in your Connect course.*



Step 1

Login in to your D2L Brightspace account and navigate to your course.

If you are not sure if you have a D2L/Brightspace account, check with your instructor.

Welcome to the D2L Learning Environment

Log in to view your courses, explore tools and features, and customize your eLearning experience.

Username *

Password *

[Forgot your password?](#)

Syllabus Content Classlist Assignments Discussions Quizzes User Progress Grades SIMnet Spring 2018 Email Calendar More ▾

Updates ▾
There are no current updates for SIMnet Spring 2018

Announcements ▾
There are no announcements to display.

Learning Repository ▾

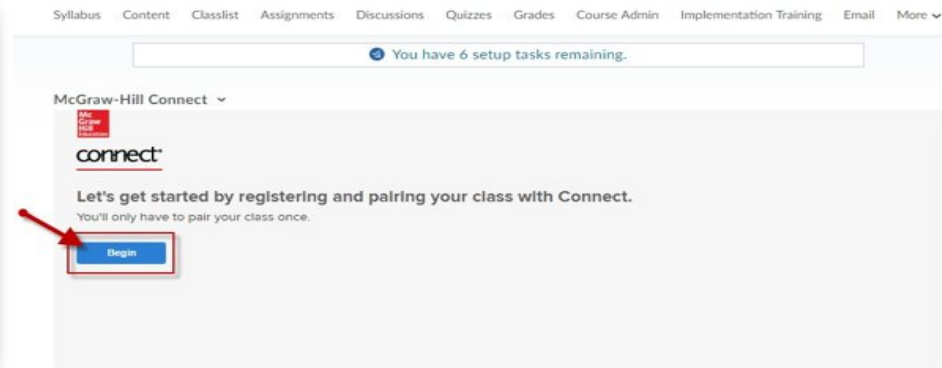
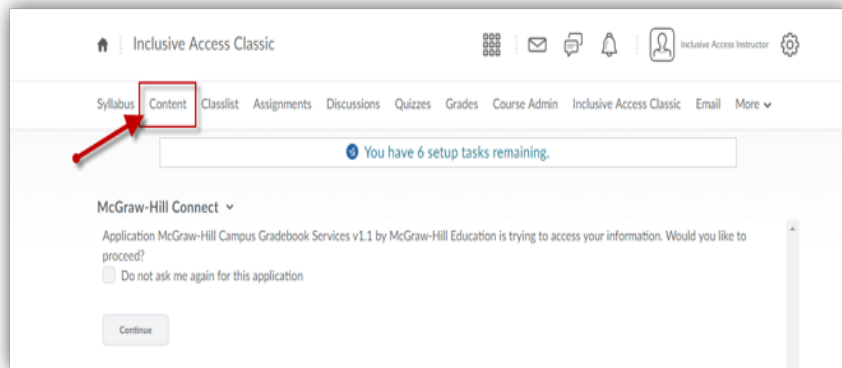
Calendar ▾



Step 2

In your course, navigate to your content area to find a Connect assignment link. If you are not sure where to go, just ask your instructor.

Go ahead and click on an assignment and then click **Launch** to start the registration process.

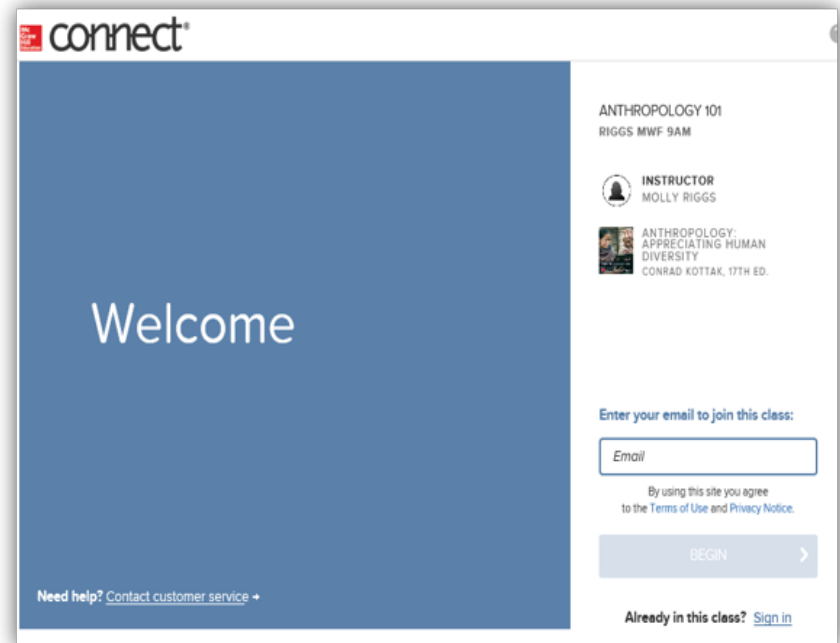




Step 3

Enter your email address and click **Begin**.

If you receive the message **You have a Connect Account** but have forgotten your password, click **Forgot Password**.



*Depending on your school you might skip this step. That's ok! Just continue the process from that step to the end.



Step 4

Create your account: Enter email, First and Last Name, create a password and select a security question. We recommend using your school email address when creating an account.

To receive text alerts, enter your mobile number. Agree to the Terms and Conditions and then click **Continue**.

Create your McGraw-Hill account.

Email Address <input type="text" value="Email Address"/>	Confirm Email Address <input type="text" value="Confirm Email Address"/>
Password <input type="password" value="Password"/>	Confirm Password <input type="password" value="Confirm Password"/>
<small>Passwords are case sensitive and must contain 8-20 characters including 7 upper-case characters, 7 lower-case character and 1 number (No spaces)</small>	
First Name <input type="text" value="First Name"/>	Last Name <input type="text" value="Last Name"/>
Security Question <input type="text" value="Select a Question"/>	Security Answer <input type="text" value="Security Answer"/>
<small>We'll ask you this question to retrieve your password</small>	
Mobile Number <small>(optional, get important text alerts)</small> <input type="text" value="Mobile Number"/>	
<input type="checkbox"/> I agree to the terms of the McGraw-Hill Terms of Use and Privacy Notice .	
<input type="button" value="CONTINUE"/>	



Instructor
Thuan Inoki

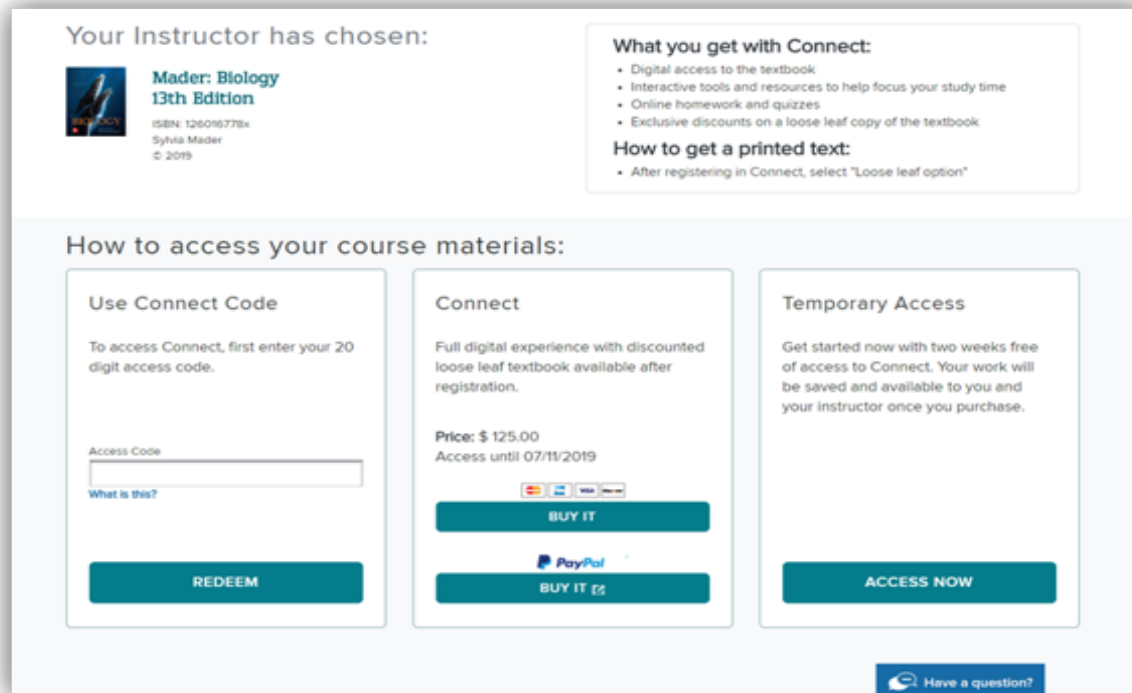


McConnell, McConnell,
Economics (CIS LMS)
2ND EDITION
Campbell McConnell, Stanley
Brue, Sean Flynn, Randy Grant

Step 5

You have three registration options.

1. **Connect Code:** Enter a Connect access code and click **Redeem**.
2. **Purchase Online:** Click **Buy It** to use a credit card or PayPal.
3. **Temporary Access:** Click **Access Now** for two-week temporary access.



The screenshot shows a registration page for 'Mader: Biology 13th Edition'. At the top, it says 'Your instructor has chosen:'. Below this, there is a book cover image and the title 'Mader: Biology 13th Edition' with ISBN 126016778x, author Sylvia Mader, and copyright © 2019. To the right, a box titled 'What you get with Connect:' lists: Digital access to the textbook, Interactive tools and resources to help focus your study time, Online homework and quizzes, and Exclusive discounts on a loose leaf copy of the textbook. Below that, 'How to get a printed text:' lists: After registering in Connect, select 'Loose leaf option'. The main section is titled 'How to access your course materials:' and contains three options: 1. 'Use Connect Code' with a text input field for the 'Access Code', a 'What is this?' link, and a 'REDEEM' button. 2. 'Connect' with a description of full digital experience, price of \$125.00, access until 07/11/2019, and 'BUY IT' buttons for credit cards and PayPal. 3. 'Temporary Access' with a description of two weeks free access and an 'ACCESS NOW' button. At the bottom right, there is a 'Have a question?' link.



Step 6

Click **Confirm**. You are now registered.

Digital Access to: Connect



Garland: Criminal Law for the Criminal Justice Professional
4TH EDITION, © 2018
By Norman Garland
ISBN:125989441x

Component Products: LearnSmart

Access: Your access to this product will expire in 23 months 2 weeks and 6 days from today on Jul 16th

CONFIRM **CANCEL**

Support and Resources

TECH SUPPORT & FAQ:

CALL: (800) 331-5094

EMAIL & CHAT:
mhhe.com/support

MONDAY-THURSDAY: 24 hours
FRIDAY: 12 AM - 9 PM EST
SATURDAY: 10 AM - 8 PM EST
SUNDAY: 12 PM – 12 AM EST

WITHIN CONNECT:



Over 4.2 million students used

Chat prompt

HAVE A QUESTION?

The image shows a screenshot of a chat interface. On the left, the text 'Over 4.2 million students used' is displayed in a light blue font. On the right, there is a white chat prompt box with a red arrow pointing down to a red button that says 'HAVE A QUESTION?' with a white speech bubble icon.

FIND MORE SUPPORT:

connectstudentsuccess.com

FIND MORE TIPS:

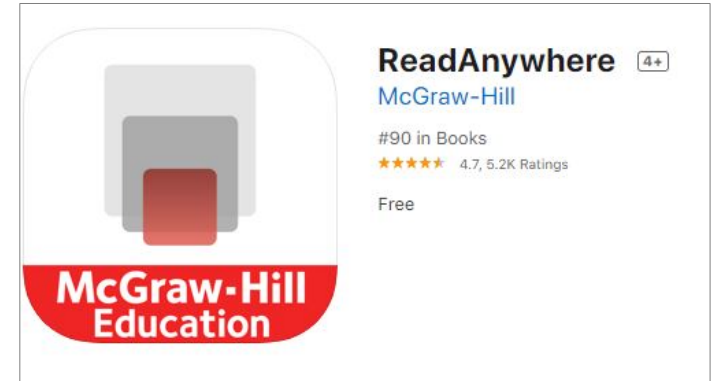
mhhe.com/collegesmarter

Study on Your Smartphone or Tablet

ReadAnywhere App

Download the free ReadAnywhere app to your Android or iOS smartphone or tablet and access your course eBook for offline study access anytime, anywhere.

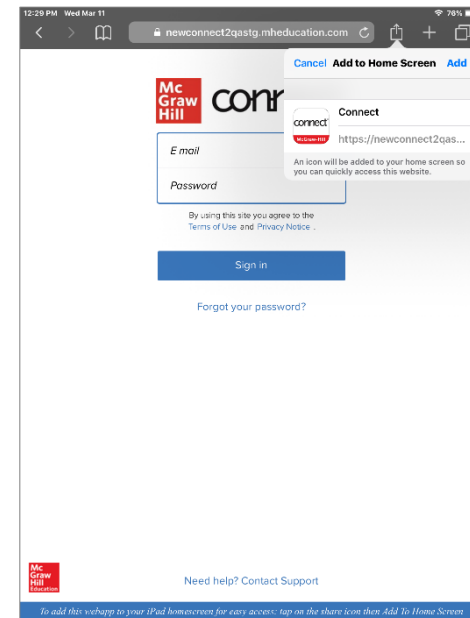
More than 1 million students and instructors have downloaded the ReadAnywhere app and it has a 4.7 rating on the App Store.



Connect Tablet App

Login to Connect on your tablet browser and then add it to your home screen to complete assignments with ease – including pinch, pan, and zoom capability as you work.

**The Connect Tablet App is not recommended for smartphone use.*



Thanks for Registering!

Questions?

connect® +  proctorio

- Proctoring and/or browser-locking services will be used within your Connect assignments.
- Equipment needed may include a webcam and/or microphone.
- Payment may be required.
- A practice proctored assignment may be available.
- Additional information regarding proctoring may be included in the syllabus.



For Fall 2020, we are excited to introduce McGraw Hill redi! Redi brings just-in-time study resources and services to students in your greatest moments of need. You will see a link to access redi from any *McGraw Hill Connect* course.

All students using redi will have access to the following supplemental resources, aimed at supporting you through the upcoming school year.

- A free 60-minute 1:1 LIVE Tutoring_session through TutorMe
- Access to Mental Health content through the JED foundation
- A free month of Premium Access to PowerNotes
- Two free months of ALEKS MathReady

In over **30 course areas**, we will have study resources available to help students achieve their goals. Content for additional courses will be added throughout the Fall 2020 term. Using your Connect login and password, you will have access to all resources for all courses in the Free Tier. If you subscribe to the Premium Tier, you'll gain access to all Premium resources for all available course areas.

Free	Premium
Flashcards: Students can review key terms on the go with the ReadAnywhere app	Adaptive Practice: Students can leverage the Adaptive Practice tool to prep for a quiz or exam. The practice questions adapt to student knowledge gaps to ensure they get the most out of their study time and can be access on web or mobile devices.
Success Center: This library of practical videos offers guidance and strategies to succeed academically, financially, and professionally. The Center includes a library of free content that will help students succeed in a hybrid/online environment	Study Guides: This tool includes summaries, key terms and definitions, and a practice test for each chapter. Useful features like highlighting and note taking help students engage in the content and grasp key concepts more effectively.
Additional supplemental resources noted above.	Guided Solutions: These searchable, text-based step-by-step solutions were built in collaboration with trusted educators and will help students solve challenging homework problems. They are available in select courses with a quantitative component.