




Register for a Pearson course from Brightspace


These instructions cover registering for a MyLab, Modified Mastering, or NCCERconnect course integrated with your Brightspace course.


Steps


-  Sign in to Brightspace and enter your course.
Do one of the following:
 - Select any Pearson link from any module.
 - Select **MyLab & Mastering** widget on the Brightspace course's home page, and then select any course link on the Pearson page.
 - Select any Pearson link.

-  Enter the username and password for your existing Pearson student account.
 - If you don't have a Pearson account, select **Create** and follow the instructions.

-  You have an account if you've used a Pearson MyLab, Mastering, or NCCERconnect product, such as MyLab Math, MyLab IT, MyLab Spanish, MasteringBiology or MasteringPhysics.

-  Select any available access option:
 - Enter a prepaid access code that came with your textbook or from the bookstore.
 - Use a credit card or PayPal.
 - Get temporary access by selecting the link near the bottom of the page.
 - Select **Go to My Courses**.

-  We recommend you always enter your MyLab, Modified Mastering, or NCCERconnect course through Brightspace.

-  For the best experience, [check the system requirements](#) for your product. [Go here for help](#) with MyLab, Modified Mastering, or NCCERconnect with Brightspace.