

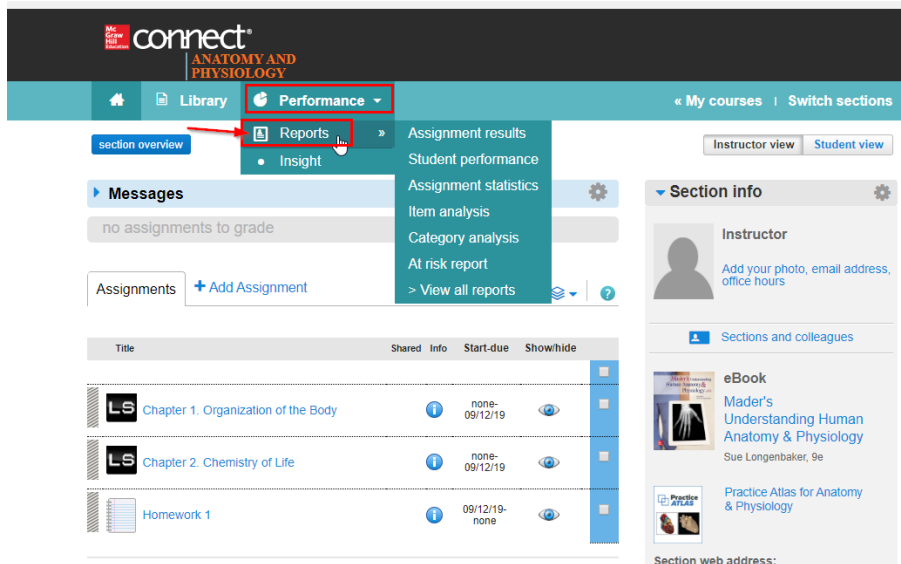
## How does an instructor perform a grade sync (MH Campus - Classic Integration)

Prior to being able to perform a grade sync you will need to ensure the following has been completed

1. Your LMS course needs to be paired with your Connect section
2. Students will need to have established their Single Sign On (SSO) by launching MHCampus from your LMS course. (See your Connect roster to ensure students are gradebook sync-ready)
3. Students will need to have submitted the assignment(s)

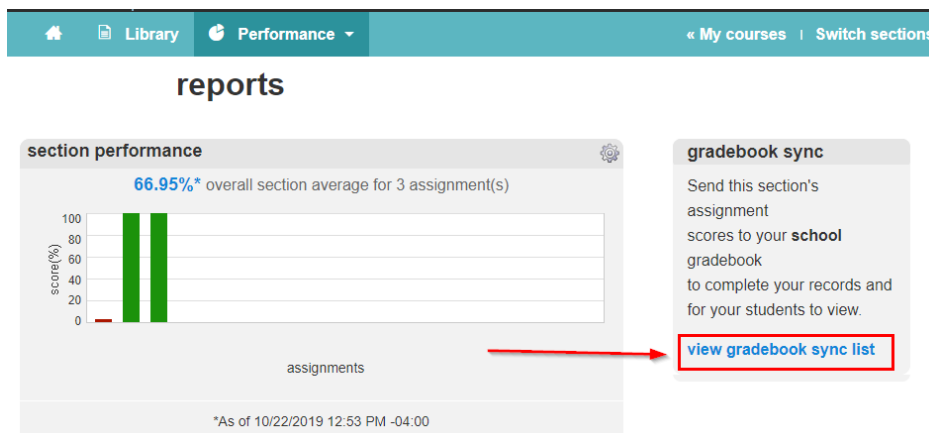
### Steps to perform a grade sync from within Connect.

1. Navigate to your Connect section by using the “MH Campus” Tool link available in your LMS course
2. Select “Performance”
3. Select “Reports”



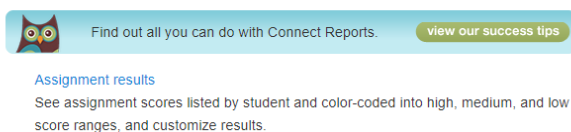
The screenshot shows the Connect interface for an Anatomy and Physiology course. The top navigation bar includes 'Library' and 'Performance'. The 'Performance' menu is open, showing options like 'Reports', 'Assignment results', 'Student performance', 'Assignment statistics', 'Item analysis', 'Category analysis', 'At risk report', and '> View all reports'. The 'Reports' option is highlighted with a red box and a red arrow. Below the menu, there is a table of assignments with columns for Title, Shared, Info, Start-date, and Show/hide. The table lists 'Chapter 1. Organization of the Body', 'Chapter 2. Chemistry of Life', and 'Homework 1'. On the right side, there is a 'Section info' panel with instructor details and a list of resources including an eBook and a Practice Atlas.

4. Select “view gradebook sync list”



The screenshot shows the 'reports' section of the Connect interface. The top navigation bar includes 'Library' and 'Performance'. The 'Performance' menu is open, showing options like 'Reports', 'Assignment results', 'Student performance', 'Assignment statistics', 'Item analysis', 'Category analysis', 'At risk report', and '> View all reports'. The 'Reports' option is highlighted with a red box and a red arrow. Below the menu, there is a table of assignments with columns for Title, Shared, Info, Start-date, and Show/hide. The table lists 'Chapter 1. Organization of the Body', 'Chapter 2. Chemistry of Life', and 'Homework 1'. On the right side, there is a 'Section info' panel with instructor details and a list of resources including an eBook and a Practice Atlas.

### report types



The screenshot shows the 'report types' section of the Connect interface. It features a header with an owl icon and the text 'Find out all you can do with Connect Reports.' followed by a 'view our success tips' button. Below this, there is a section titled 'Assignment results' with the text 'See assignment scores listed by student and color-coded into high, medium, and low score ranges, and customize results.'

- Place a check in the check box for each of the assignments you wish to sync
- Select an attempt type (Best, Last, or Average)
- Select the “sync” button

LibraryPerformance

My coursesSwitch sections

gradebook sync list

show: Gradebook Sync

show assignment for:

assignment	type	sync status	due date		
Chapter 1. Organization of the Body	LS	<div>last synced: 09/20/19 12:12am</div>	09/12/2019 11:59 P	<div>select attempt select attempt best attempt last attempt average attempt</div>	<div>sync</div>
Chapter 2. Chemistry of Life	LS	<div>last synced: 09/12/19 01:53pm</div>	09/12/2019 11:59 PM	Best	
Homework 1		<div>last synced: 09/12/19 04:43pm</div>	none	Best	

- Select the “close” button

sync in progress

The Best attempt scores from 1 assignment(s) are being sent to your gradebook at this very moment for students who are ready to sync.  
You and your students will be able to see them shortly!

close

- You will see the sync status change to “In progress”.  
(You may need to refresh this page to see this status update).

gradebook sync list

show: Gradebook Sync

show assignment for:

assignment	type	sync status	due date	attempt	
Chapter 1. Organization of the Body	LS	<div>In progress</div>	09/12/2019 11:59 PM	Best	
Chapter 2. Chemistry of Life	LS	<div>last synced: 09/12/19 01:53pm</div>	09/12/2019 11:59 PM	Best	
Homework 1		<div>last synced: 09/12/19 04:43pm</div>	none	Best	